

Positioning Ring for Down-Thrust Clamps GN 9192

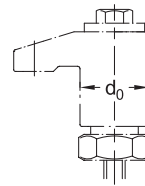
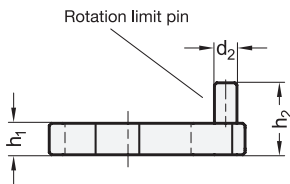
SPECIFICATION

- Steel
- Blackened
- Set screws
- Steel, blackened
- Brass tip

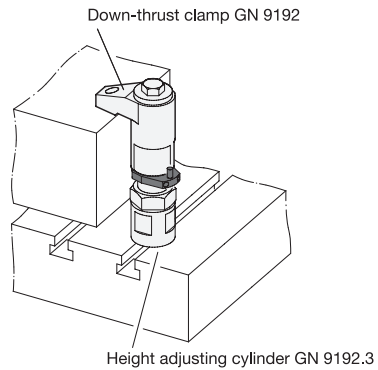
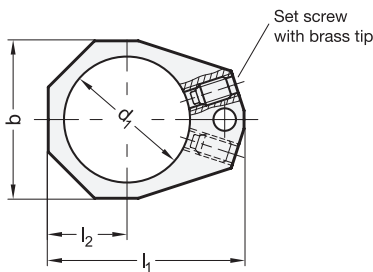
INFORMATION

Positioning rings GN 9192.2 limit the swiveling range of down-thrust clamps GN 9192 (see page) to 110° left or right via a positioning pin. The position of the ring can be adjusted to ensure that the clamping position is reached reliably when the clamp swivels against the positioning pin.

The positioning ring is secured with two set screws. The stroke of the down-thrust clamp is reduced by the height h_1 of the positioning ring.



Application example



GN 9192.2

Description	d0 GN 9192	d1	h1	b	d2	h2	l1	l2	⚖
GN 9192.2-28-7	40	28	7	35	5	16	43.5	17.5	32